



COOP ESTENSE SUPERMARKET - ROVERETO (MODENA)

AN INNOVATIVE AND ANTI-SEISMIC STRUCTURE TO RESPOND TO THE EARTHQUAKE

The Rovereto Coop designed by Sistem Costruzioni is made entirely of wood to offer excellent responses in terms of thermal insulation and guaranteeing safety and structural strength in the event of new shocks. A reality of excellence designed for the territory. The wooden structure, 400 square meters of sales area, is characterized by a gable roof with titanium-zinc coated pitches, on whose surface solar-tubes are embedded, to illuminate the shop with natural light. A shop with a low environmental impact that respects the most advanced energy standards. As a symbol of this rebirth and of the cooperative's commitment to this area, a tree was planted in front of the supermarket, a hornbeam born in 2012 also in Rovereto.

PRODUCT SPECIFICATION

Supermarket

Localization: Rovereto (Modena)

Intended use: Shopping facilities

Architeturale and structural design: INRES

Total area: 400ft

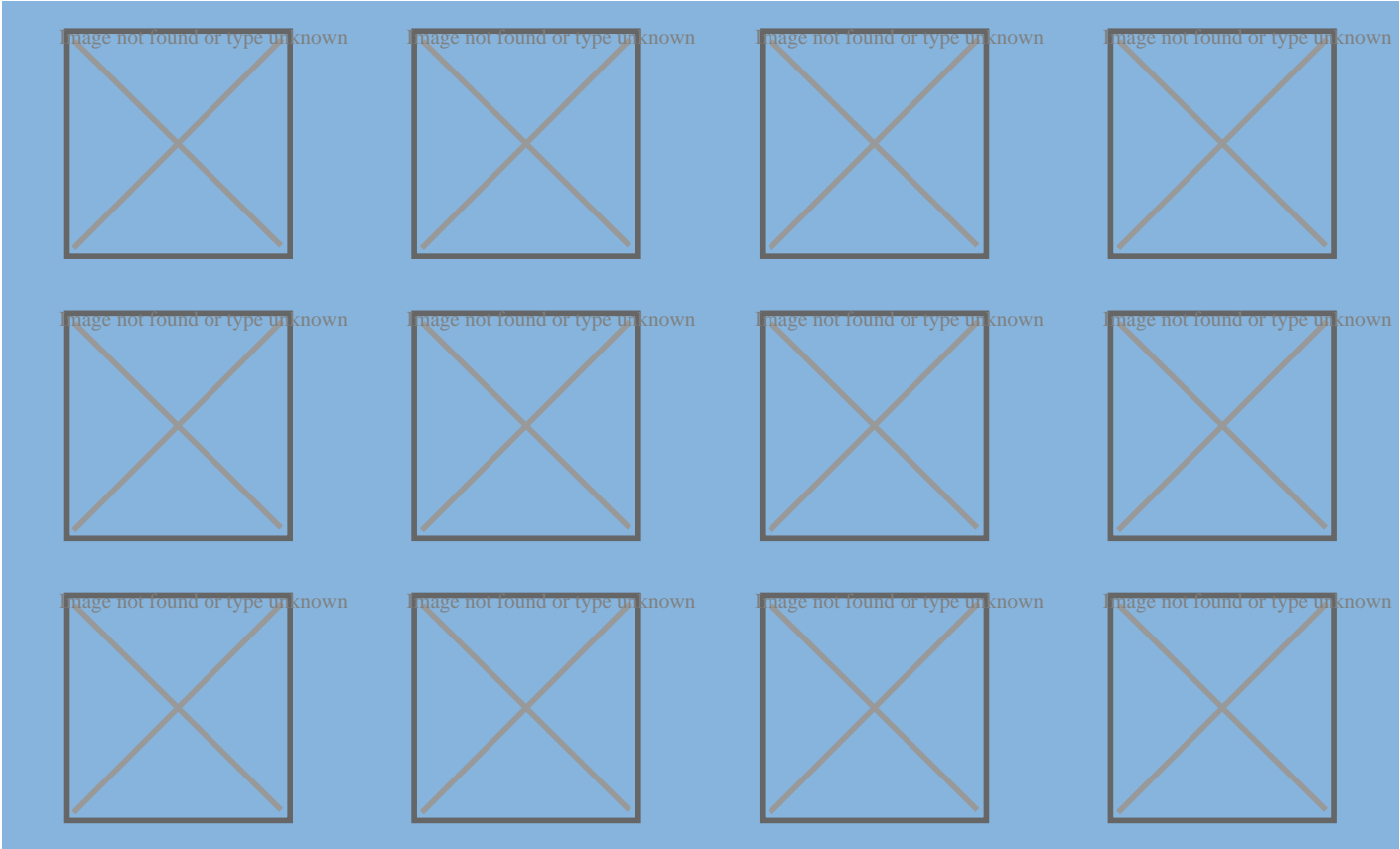




Image not found or type unknown



BUILDING SYSTEM

Laminated and Solid



Reasons for choosing the Laminated and Solid system


This construction system guarantees **the creation of timber roofs of various sizes and of different levels of complexity** in compliance with specific static loading calculations and transferring vertical and horizontal loads to the foundations by means of conventional building elements, in certain cases.

A durable and versatile timber roof

The unique characteristic of laminated wood and the connections between the various elements make it possible to create roof spans of more than 30 metres and **to build roofs of very large surface areas without having to break up the ground plan of the building with awkward intermediate pillars.**

High levels of insulation and strength

Depending on the thermal requirements, the **roof** can be completed with an insulating package and outer covering. The joists of the web roof structure can be designed in accordance with a very diverse range of geometries: the ridge beam establishes the shape of the roof while the wall plate beam can be adapted to match architectural, static or application requirements. The nodes of the web support structure can be created with metal plates fastened to the wood with screws and pins, with wood to wood joints, or by means of direct fastening with normal screws or full-threaded screws. Because they are extremely slender elements, timber joists or rafters must be braced with timber or steel elements designed to prevent the occurrence of lateral out-of-plane instability.



Sede / Headquarter:

Sistem Costruzioni s.r.l.
Via Montegrappa 18 - 20
41014 Solignano di Castelvetro (MO), Italy
Tel. +39 059 797477 - 797591
Fax. +39 059 797646

info@sistem.it
www.sistem.it

Sucursal Cuba

Centro de Negocios Miramar
Calle 3a e/e 76 y 78, Edificio Beijing,
Piso 1, Oficina 133
Ciudad de la Habana, Cuba
Tel. 0053 7 2040823

sistemcuba@enet.cu
www.sistem.it