



“HOLY FAMILY” CHURCH - GROSSETO

LAMINATED WOOD FOR PLACES OF WORSHIP

The church located in Grosseto boasts a laminated wood roof of 540 square meters. Laminated wood is a construction system that thanks to its expressive potential is well suited to buildings dedicated to religious worship, which require great communication and acoustic and thermal needs that the wooden material is able to satisfy. A durable and versatile wooden cover. The peculiarities of the laminated wood and the connections between the various elements, allow to reach spans of over 30 meters and to create coverings of large surfaces without affecting the floor plan of the building with uncomfortable intermediate supports.

PRODUCT SPECIFICATION

Timber church

Localization: Grosseto

Intended use: Churches and places of worship

Architeturale and structural design: Arch. Stefania Ritti Ing. Alberto Roccatelli

Total area: 540ft

Image not found or type unknown




Image not found or type unknown




Image not found or type unknown





Image not found or type unknown



BUILDING SYSTEM

Laminated and Solid



Reasons for choosing the Laminated and Solid system

This construction system guarantees **the creation of timber roofs of various sizes and of different levels of complexity** in compliance with specific static loading calculations and transferring vertical and horizontal loads to the foundations by means of conventional building elements, in certain cases.

A durable and versatile timber roof

The unique characteristic of laminated wood and the connections between the various elements make it possible to create roof spans of more than 30 metres and **to build roofs of very large surface areas without having to break up the ground plan of the building with awkward intermediate pillars.**

High levels of insulation and strength

Depending on the thermal requirements, the **roof** can be completed with an insulating package and outer covering. The joists of the web roof structure can be designed in accordance with a very diverse range of geometries: the ridge beam establishes the shape of the roof while the wall plate beam can be adapted to match architectural, static or application requirements. The nodes of the web support structure can be created with metal plates fastened to the wood with screws and pins, with wood to wood joints, or by means of direct fastening with normal screws or full-threaded screws. Because they are extremely slender elements, timber joists or rafters must be braced with timber or steel elements designed to prevent the occurrence of lateral out-of-plane instability.



Sede / Headquarter:

Sistem Costruzioni s.r.l.
Via Montegrappa 18 - 20
41014 Solignano di Castelvetro (MO), Italy
Tel. +39 059 797477 - 797591
Fax. +39 059 797646

info@sistem.it
www.sistem.it

Sucursal Cuba

Centro de Negocios Miramar
Calle 3a e/e 76 y 78, Edificio Beijing,
Piso 1, Oficina 133
Ciudad de la Habana, Cuba
Tel. 0053 7 2040823

sistemcuba@enet.cu
www.sistem.it